


**TITAN.
OF KNOWLEDGE.**

SHELF LADDER. HEAVY-DUTY ALUMINIUM SHELF LADDER FOR INDUSTRIAL OR TRADE USE.



Designed for your comfort & safety while accessing shelving

- > Handrails & shafting hooks available as standard
- > Manufactured from lightweight EN131 certified aluminium profiles
- > Deep 80mm serrated non-slip treads with ridge reinforcement & double riveting at each corner for maximum durability and comfort when working at height
- > Large ribbed channel section stiles and reinforced bottom tread & horns for improved resistance to heavy usage
- > Hard wearing, non-slip feet for maximum grip on all floor surfaces
- > Rated to a maximum load & duty rating of 150kgs.



**MADE IN
BRITAIN**

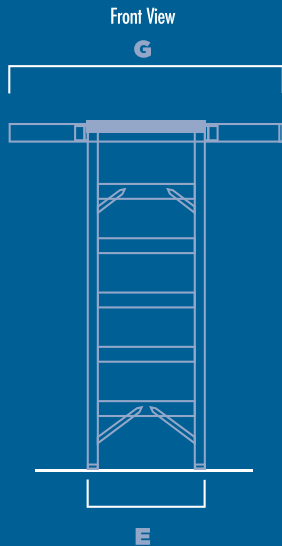
TITAN
LADDERS

**BRITISH MADE PRODUCTS.
SINCE 1933.**



**AVAILABLE IN
5-12
TREADS***

TITAN SHELF LADDER. SPECIFICATION.



Product SKU	No. of Treads***	A Length	B Max Working Height**	C Depth	D Max Standing Height*	Weight (kg)
TSL05	5	1.1	2.2	0.6	0.6	4.0
TSL06	6	1.4	2.5	0.7	0.9	4.5
TSL07	7	1.6	2.7	0.8	1.1	5.0
TSL08	8	1.9	2.9	0.9	1.3	5.5
TSL09	9	2.1	3.1	1.0	1.6	6.0
TSL10	10	2.4	3.4	1.1	1.8	6.5
TSL11	11	2.6	3.6	1.2	2.0	7.0
TSL12	12	2.9	3.8	1.3	2.2	7.5

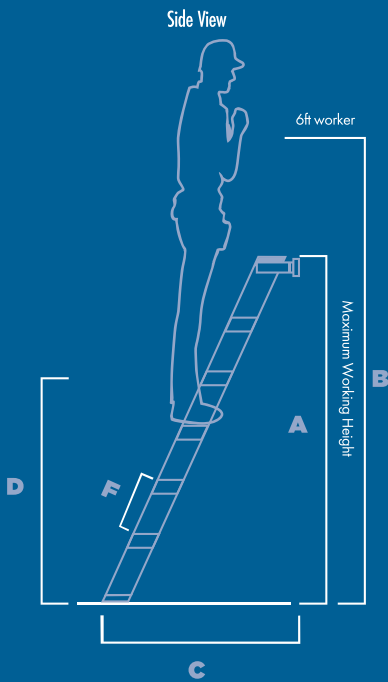
*Max Standing Height is on the 4th tread down

**Max Working Height is calculated as Max Standing Height + 1.6m

***Number of treads includes top tread

COMMON DIMENSIONS

E Width	F Tread Pitch	G Stabiliser Length
0.42	0.25	1.0



All dimensions in metre. All measurements are nominal.

TITAN.
OF BRITISH PRODUCTS.
OF SAFETY STANDARDS.
OF WORKING AT
HEIGHT EQUIPMENT.

Horsefair Lane, Newent,
Gloucestershire GL18 1RP.
Enquiries: esales@titanladders.co.uk
titanladders.co.uk